

# Monitoring / Management of MachPanel Control and Remote Servers

## Summary

This article provides information about monitoring / management of MachPanel Control and Remote servers from MachPanel interface.

## Applies To

Applies to MachPanel version 7.2.20 and above.

## Monitoring & Management

MachPanel allows you to manage and monitor your MachPanel Control and Remote Servers using machpanel interface.

- You can navigate to System Configuration > Control Panel Server, it will show you two menus
  - o Control Panel Servers: It will show your Control Server (Primary and Secondary) and also you can check each Server Health

Home > System Configuration > Servers

Manage Servers

Control Panel Servers Remote Servers

Server Role	IP Address	User Name	Actions
Primary		MachPanel_Web	Server Health
Secondary		MachPanel_Web	Server Health

MachSol Control Panel, Version: v 7.2.20 3Aug2023  
MachSol © All Rights Reserved.  
Control Server: MP1-ESS2019

General Information

Operating System: Microsoft Windows NT  
Version: 10.0.17763.0  
WorkGroup: WORKGROUP  
Domain: WORKGROUP  
Install Path: C:\Program Files\MachSol\MachPanel Control Server\  
Install Url:


Database

Database Server: 19  
Database name: MachPanel\_Db  
Database user: MachPanel\_Db  
Failover Partner:

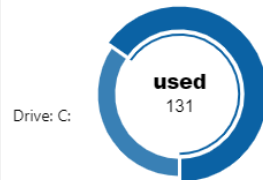
Services Status

MachPanel Billing Service **Running**  
MachPanel HelpDesk Service **Running**  
MachPanel License Service **Running**  
MachPanel Network Service **Running**  
MachPanel O365 Service **Running**  
MachPanel Provisioning Service **Running**

## Monitoring / Management of MachPanel Control and Remote Servers



### Disk Usage in GB



- Remote Servers: It will show your all Remote Servers and also you can Test Service, check each Server Health and also update your Remote Servers

Search in menu

- System Configuration
- Company Profile
- Control Panel Servers
- Access Control
- Menu Settings
- Built-in Modules
- Reseller Settings
- Configure Alerts
- Authentication
- SMS Settings
- Custom Dashboard Tiles

Home > System Configuration > Servers

Set as Home Page

#### Manage Servers

Control Panel Servers Remote Servers

Search

Options	IP Address ↑	Reference Id ↑	Server Group Name ↑	Version	Status ↑	Active Dire Domain ↑
<a href="#">Test Service</a>					Enabled	--
<a href="#">Server Health</a>						
<a href="#">Update</a>						

### Test Report

Trying to Connect to MachPanel Remote Server

»» Connected to Remote Server Successfully.

Testing Hyper-V management service status...

»» Service is running. Test was successful.

Ok

### General Information

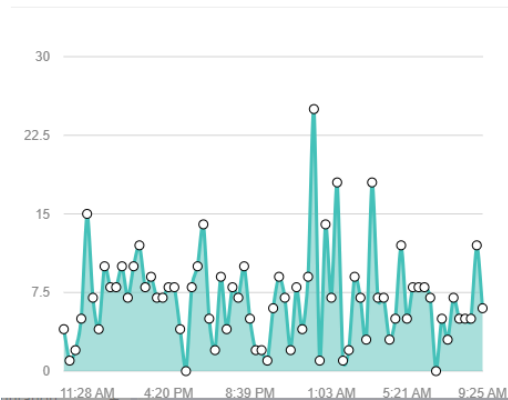
Operating System: Microsoft Windows NT  
Version: 6.2.9200.0  
WorkGroup:  
Domain:  
Install Path: C:\Program Files\MachSol\MachPanel Remote Server\

### Services Status

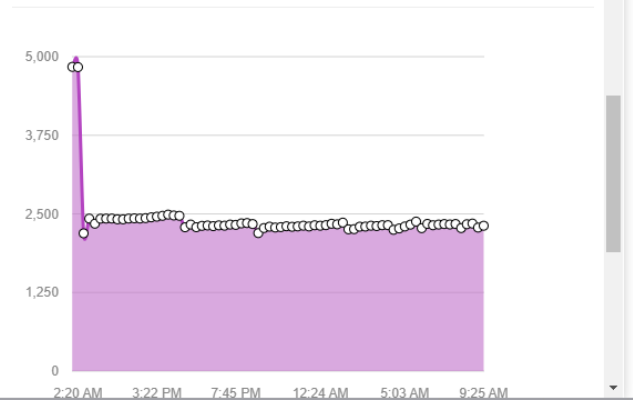
MachPanel Provisioning Service **Running**

## Monitoring / Management of MachPanel Control and Remote Servers

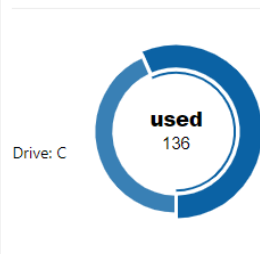
CPU Usage (%)



Memory Usage in MB



Disk Usage in GB



----Search in menu----

- System Configuration
- Company Profile
- Control Panel Servers
- Access Control
- Menu Settings
- Built-in Modules
- Reseller Settings
- Configure Alerts
- Authentication
- SMS Settings
- Custom Dashboard Tiles
- Billing Configuration
- Emails Configuration

Command for updating remote server to remote config studio is sent successfully. Remote agent will update itself in few moments.

Home > System Configuration > Servers

Set as Home Page

### Manage Servers

Control Panel Servers Remote Servers

Search

Options	IP Address ↑↓	Reference Id ↑↓	Server Group Name ↑↓	Version	Status ↑↓	Active Dir Domain ↓
Test Service					Enabled	--
Server Health						
Update						

MachPanel Knowledgebase

<https://kb.machsol.com/Knowledgebase/55745/Monitoring-Management-of-MachPan...>