

## Access Templates\Permissions for Reseller\Customer

### Summary

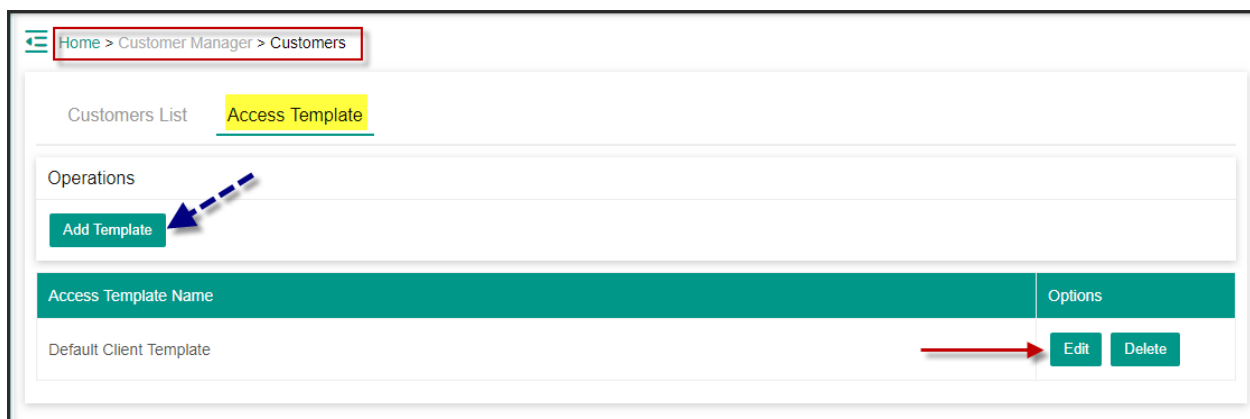
This article provides summary on Managing Features for Reseller\Customer via Access Templates\Permissions.

### Applies To

This article applies to MachPanel build version 5.3.10 & above.

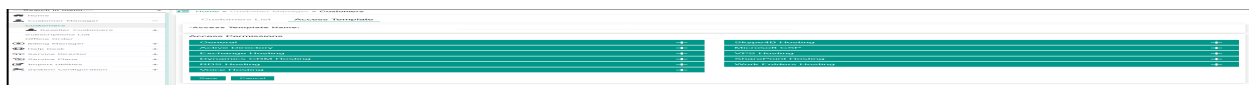
### Managing Access Templates \ Permissions for Customers\Resellers:

- To view customer detail navigate to the following path: **Home » Customer Manager » Customers**, To view reseller customer detail navigate to the following path:**Home » Customer Manager » Reseller Customers**. Then click on the Access Template tab.
- You can edit and remove the access template from options by clicking on the respective link. To create\Add anew Template click on **Add Template** button.



- **Access Permissions Name:** Enter the name of Access permission.
- **(Select All / Clear All):** You can select All or clear All the options.
- You can manage Access Permissions, Active Directory, Exchange Hosting and Skype4BHosting. New Features introduced in this build are highlighted.

**Access Permission:** Click on Plus sign to collapse the Access Permissions.



## Access Templates\Permissions for Reseller\Customer

**Active Directory:** Click on arrows on the right side to collapse the Active Directory.

The screenshot shows a configuration interface with a teal header and a light blue background. The 'Active Directory' section is expanded, showing a list of permissions with checkboxes. Below it are sections for Exchange Hosting, Dynamics CRM Hosting, RDS Hosting, and Voice Hosting, each with a collapse arrow.

- (Select All / Clear All)
- Allow active directory management
  - Allow Organization remove
  - Allow to sync AD Organization
  - ADSync Enable/Disable allowed
  - Allow security group management
    - Allow add security group
    - Allow remove security group
  - Allow add user
  - Allow remove user
  - Allow user edit (Edit permission will handle edit/Lock/Un-Lock/Change Password/Enable/Disable permissions)
  - Auto-delete AD User on service removal
  - Show AD Profile Tab
    - Edit AD Profile Allowed
  - Allow Custom Settings
  - AllowToManageGroupMembership
  - Show AD Reports

Exchange Hosting +

Dynamics CRM Hosting +

RDS Hosting +

Voice Hosting +

**Exchange Hosting:** Click on arrows on the right side to collapse the Exchange Hosting.




## Access Templates\Permissions for Reseller\Customer

**Dynamic CRM Hosting:** Click on arrows on the right side to collapse the Dynamic CRM Hosting

General	+
Active Directory	+
Exchange Hosting	+
Dynamics CRM Hosting	-
<input checked="" type="checkbox"/> (Select All / Clear All)	
<input checked="" type="checkbox"/> Allow CRM Management	
<input checked="" type="checkbox"/> Allow to Sync Business Unit and Users	
<input checked="" type="checkbox"/> Allow domain management	
<input checked="" type="checkbox"/> Allow domain add	
<input checked="" type="checkbox"/> Allow domain remove	
<input checked="" type="checkbox"/> Allow domain edit	
<input checked="" type="checkbox"/> Allow Business Unit Management	
<input checked="" type="checkbox"/> Allow to add Business Units	
<input checked="" type="checkbox"/> Allow to edit Business Units	
<input checked="" type="checkbox"/> Allow to remove Business Units	
<input checked="" type="checkbox"/> Allow user management	
<input checked="" type="checkbox"/> Allow user add	
<input checked="" type="checkbox"/> Allow user remove	
<input checked="" type="checkbox"/> Allow user edit	
<input checked="" type="checkbox"/> Allow group actions	
<input checked="" type="checkbox"/> Show CRM Reports	
RDS Hosting	+
Voice Hosting	+

**RDS Hosting:** Click on arrows on the right side to collapse the RDS Hosting.



## Access Templates\Permissions for Reseller\Customer

**Voice Hosting:** Click on the arrows on the right side to collapse the Voice Hosting.

General	+
Active Directory	+
Exchange Hosting	+
Dynamics CRM Hosting	+
RDS Hosting	+
Voice Hosting	-

(Select All / Clear All)

Allow Voice Hosting management

- Show Voice Billing
- Show Add-ons
- Show Domains
- Show Accounts
- Show Trunks
  - Show CloudPBX
- Show Phone Number
  - Allow To Add Phone Numbers
  - Allow Number Porting
- Show Forwarding
- Show Filter Lists
- Show Direct Routing
- Show Call Records
- Show Destinations
- Show Voice Reports

**Skype4B\Lync Hosting:** Click on arrows on the right side to collapse the Skype4B\Lync Hosting.

--	--

## Access Templates\Permissions for Reseller\Customer

**Microsoft CSP:** Click on arrows on the right side to collapse the CSP Hosting.

The screenshot shows the 'Microsoft CSP' configuration page. At the top, there is a header bar with the text 'Microsoft CSP' and a collapse arrow on the right. Below the header, there is a list of permissions. The first item is '(Select All / Clear All)' with an unchecked checkbox. The second item is 'Allow Microsoft CSP management' with a checked checkbox. This is followed by several categories, each with a checked checkbox and a list of sub-permissions:

- Allow to manage tenants
  - Allow to add new tenants
  - Allow to edit existing tenants
  - Allow to remove tenant
- Allow to manage Microsoft 365 domains
  - Allow to set Microsoft 365 domain default state
  - Allow to remove Microsoft 365 domain
- Allow to manage Microsoft 365 users
  - Allow to add new Microsoft 365 users
  - Allow to edit existing Microsoft 365 users
  - Allow to remove Microsoft 365 user
- Allow to manage Microsoft 365 shared mailboxes
  - Allow to add new Microsoft 365 shared mailbox
  - Allow to edit existing Microsoft 365 shared mailbox
  - Allow to remove Microsoft 365 shared mailbox
- Allow to manage Microsoft 365 resource mailboxes
- Allow to manage Microsoft 365 contacts
  - Allow to add new Microsoft 365 contacts
  - Allow to edit existing Microsoft 365 contacts
  - Allow to remove Microsoft 365 contact
- Allow to manage Microsoft 365 groups
  - Allow to add new Microsoft 365 groups
  - Allow to edit existing Microsoft 365 groups
  - Allow to remove Microsoft 365 group
- Allow to manage Microsoft 365 group jobs
- SharePoint Management Allowed
- Show CSP Reports

**VPS Hosting:** Click on arrows on the right side to collapse the VPS Hosting.

The screenshot shows the 'VPS Hosting' configuration page. At the top, there is a header bar with the text 'VPS Hosting' and a collapse arrow on the right. Below the header, there is a list of permissions. The first item is '(Select All / Clear All)' with a checked checkbox. The second item is 'Allow VPS Management' with a checked checkbox. This is followed by several categories, each with a checked checkbox and a list of sub-permissions:

- Allow to add VM
- Allow to remove VM
- Allow to manage machine operations
- Allow to change host name
- Allow to change memory settings
- Allow to change virtual processors
- Allow to manage snapshots
- Allow to change snapshot limit
- Allow to add disk
- Allow to remove disk
- Allow to expand disk
- Allow to add NIC
- Allow to manage NIC
- Allow to remove NIC
- Allow to manage VLAN
- Show VPS Reports

## Access Templates\Permissions for Reseller\Customer

**SharePoint Hosting:** Click on arrows on the right side to collapse the SharePoint Hosting.

SharePoint Hosting

- (Select All / Clear All)
- Allow SharePoint Management
- Allow Front-End-Server Bindings
- Allow SharePoint Portal Edit
- Allow domain management
  - Allow domain add
  - Allow domain remove
  - Allow domain edit
- Allow user management
  - Allow user add
  - Allow user remove
  - Allow user edit
  - Allow group actions
- Allow Permission Level Management
  - Allow to add Permission Level
  - Allow to edit Permission Level
  - Allow to remove Permission Level
- Allow Groups Management
  - Allow to add Groups
  - Allow to edit Groups
  - Allow to remove Groups
- Show SharePoint Reports

**Work Folders Hosting:** Click on arrows on the right side to collapse the Work Folders Hosting.

Work Folders Hosting

- (Select All / Clear All)
- Allow Work Folders Management
- Allow Work Folders Organization Management
- Allow to add Work Folders
- Allow to edit Work Folders
- Allow to remove Work Folders
- Show WF Reports

## Access Templates\Permissions for Reseller\Customer

MachPanel Knowledgebase

<https://kb.machsol.com/Knowledgebase/54500/Access-TemplatesPermissions-for-...>