

Utility "FindAndRemoveDeletedMailboxes"

Summary

This article provides information regarding the new utility "FindAndRemoveDeletedMailboxes.exe" included in build 5.1.12.

Applies To

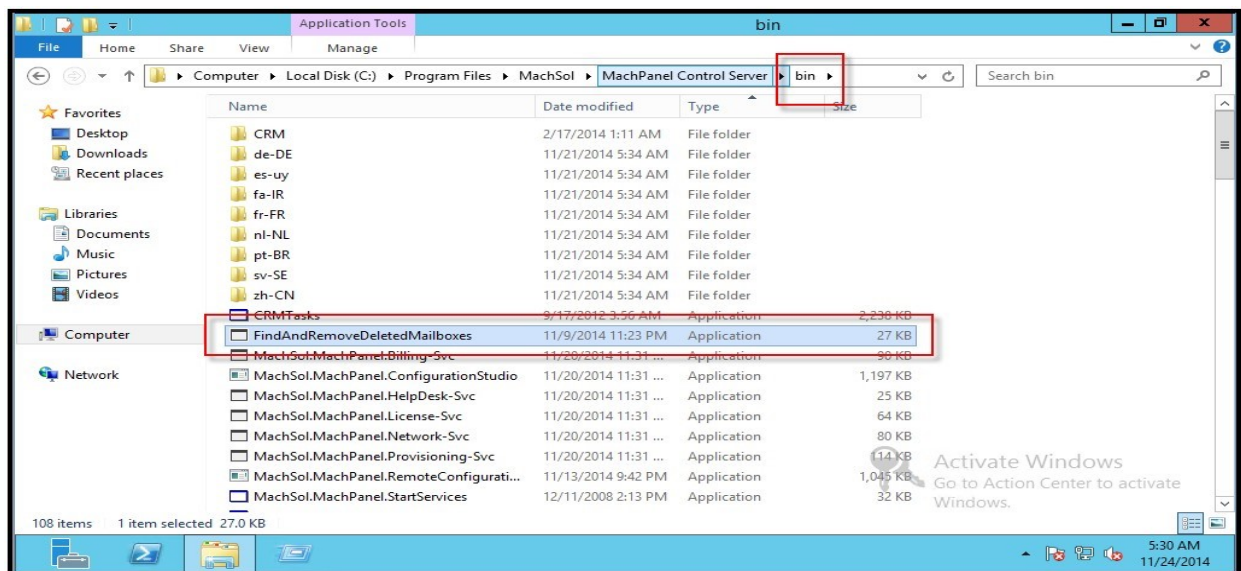
This article applies to MachPanel build v5.1.12.

Utility "FindAndRemoveDeletedMailboxes"

In new build 5.1.12 there is a new utility called "FindAndRemoveDeletedMailboxes.exe" which makes a search of all the mailboxes which exist on backend (in Exchange) but not on MachPanel. You can either run it and delete the mailboxes which are not in MachPanel but only on backend in same go, or can get a list of all such mailboxes in form of a test file and delete the mailboxes of your choice manually later.

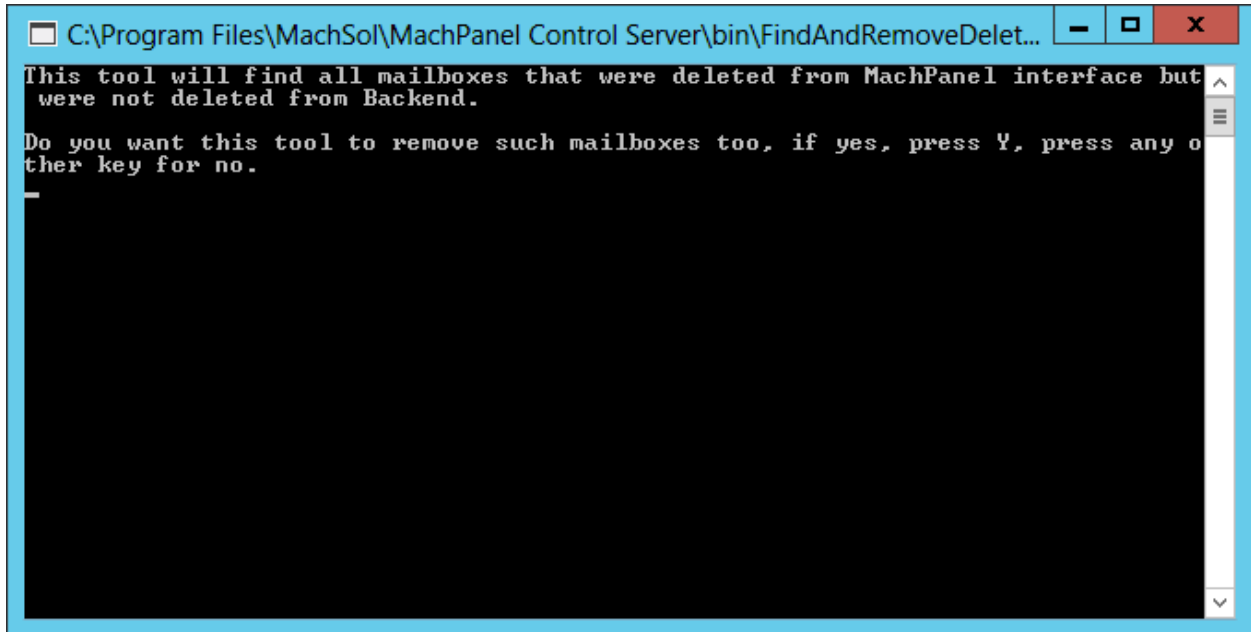
Steps to Run application\utility:

To run the utility, double click "FindAndRemoveDeletedMailboxes.exe" from "bin" folder under MachPanel Control Server installation directory.



Utility "FindAndRemoveDeletedMailboxes"

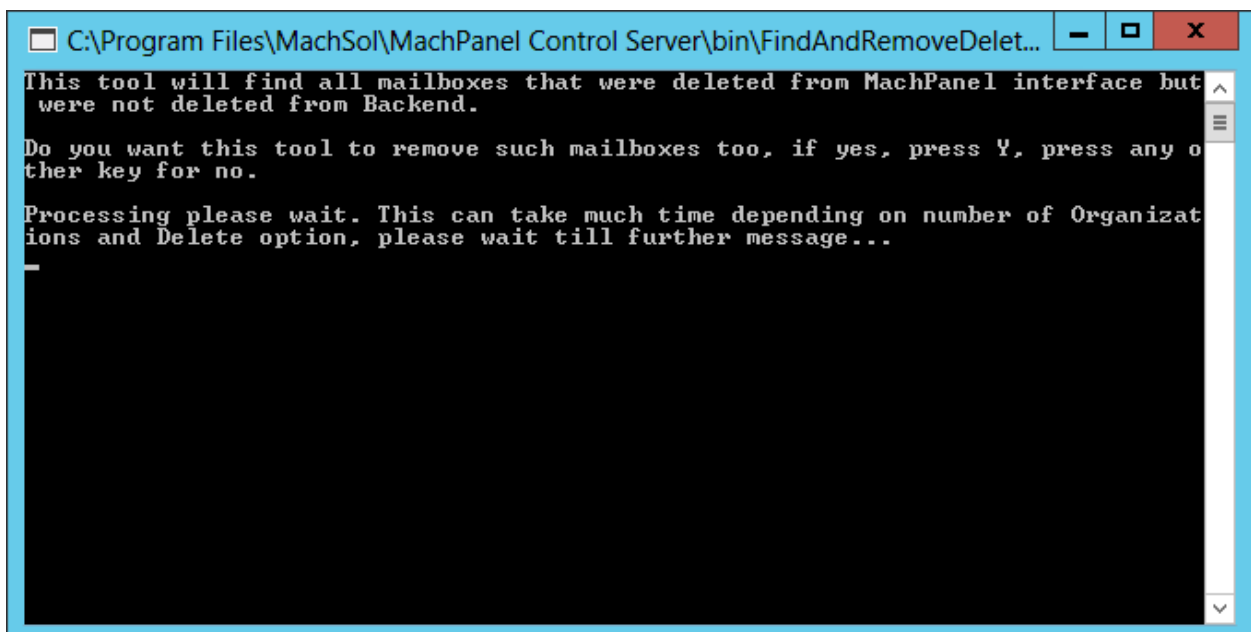
- You will see following utility in action, Please press space bar, N or any key

A screenshot of a Windows command prompt window titled "C:\Program Files\MachSol\MachPanel Control Server\bin\FindAndRemoveDelet...". The window has a blue border and standard Windows window controls (minimize, maximize, close). The text inside the window is as follows:

```
This tool will find all mailboxes that were deleted from MachPanel interface but  
were not deleted from Backend.  
  
Do you want this tool to remove such mailboxes too, if yes, press Y, press any o  
ther key for no.  
_
```

IMPORTANT: Do you want this tool to remove such mailboxes too, if yes, press Y, press any other key for no. Press any key (other than Y) to continue. Better not press Y the first time if you are not sure of the mailboxes.

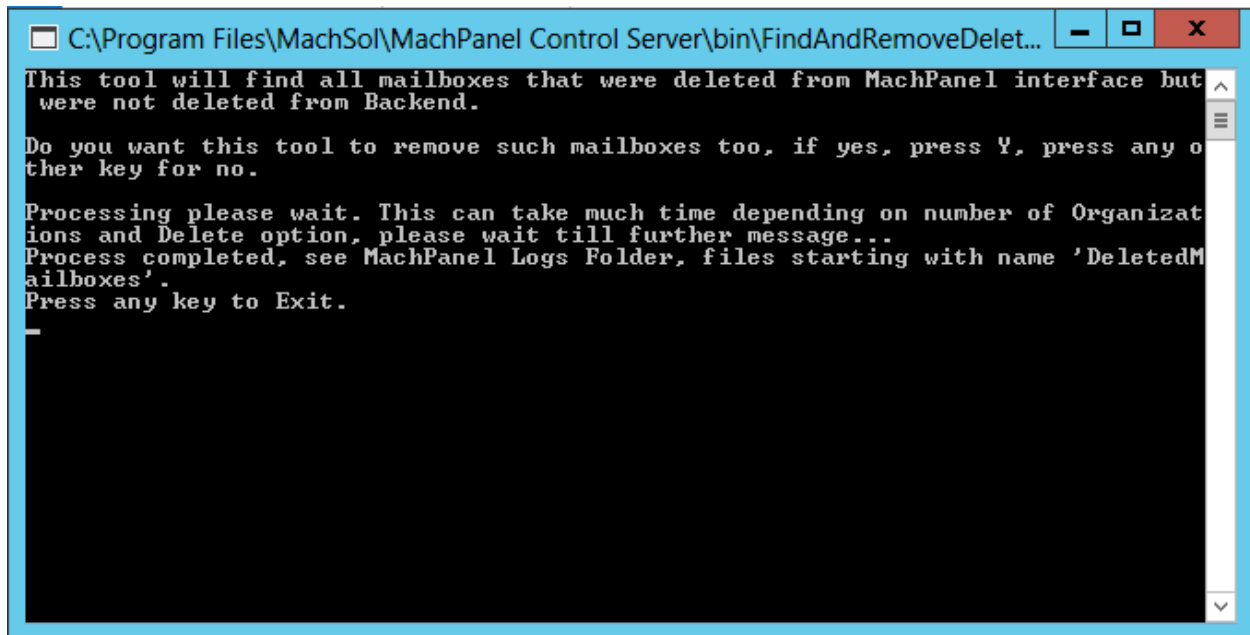
- You will see processing being done. Processing please wait. This can take much time depending on number of Organizations and Delete option, please wait till further message...

A screenshot of the same Windows command prompt window as above, but now showing additional text:

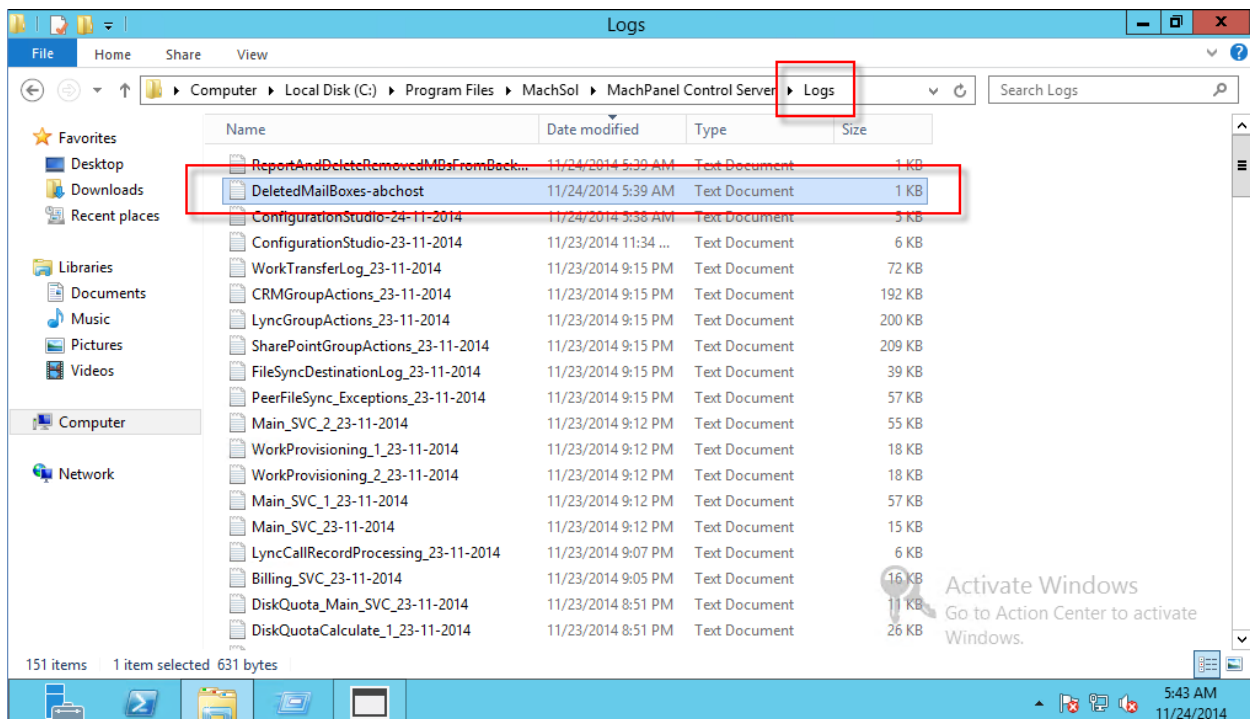
```
This tool will find all mailboxes that were deleted from MachPanel interface but  
were not deleted from Backend.  
  
Do you want this tool to remove such mailboxes too, if yes, press Y, press any o  
ther key for no.  
  
Processing please wait. This can take much time depending on number of Organizat  
ions and Delete option, please wait till further message...  
_
```

Utility "FindAndRemoveDeletedMailboxes"

- Once processing complete, following message will be visible. Process completed, see MachPanel Logs Folder, files starting with name 'DeletedMailboxes'. Press any key to Exit.



- New file generated will be visible ONLY IF THERE ARE ANY MISSING MAILBOXES. In case there are no such mailboxes, then no file will be generated.



Utility "FindAndRemoveDeletedMailboxes"

- Review this file, and in case you feel that ALL the mailboxes can be deleted, then repeat above steps and for Step-2, press Y so that all mailboxes in the list get deleted automatically.

MachPanel Knowledgebase

<https://kb.machsol.com/Knowledgebase/53465/Utility-FindAndRemoveDeletedMail...>