

Configure outlook profile

Summary

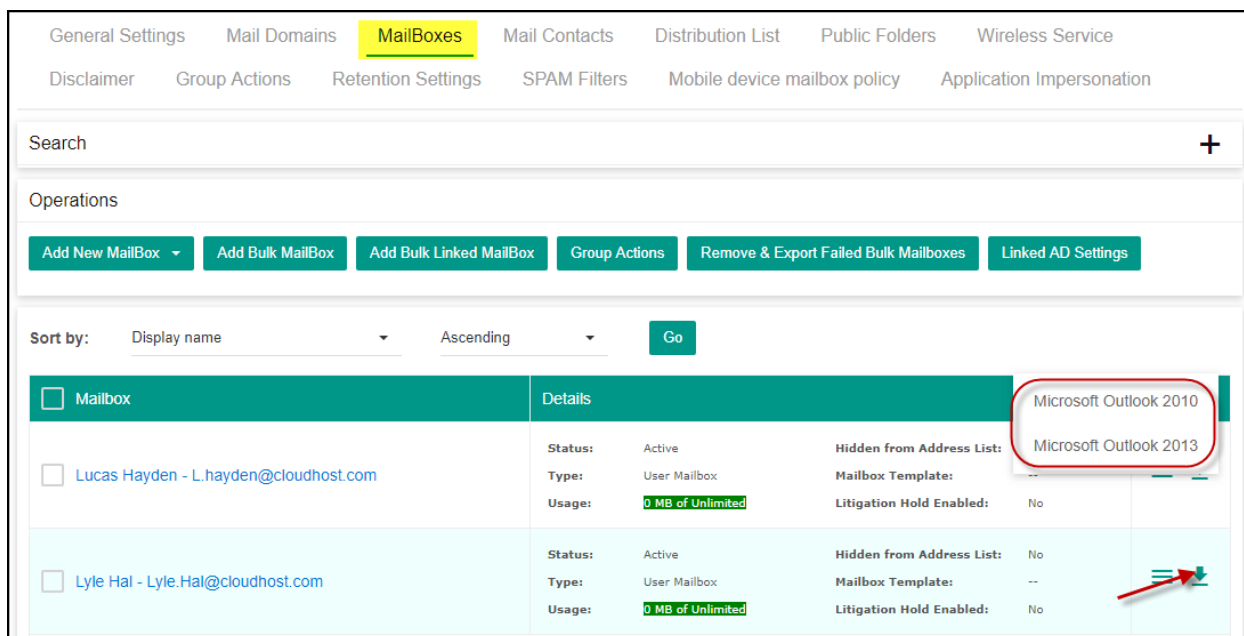
This article provides info how to download outlook profile from 4th level interface using MachPanel.

Applies To

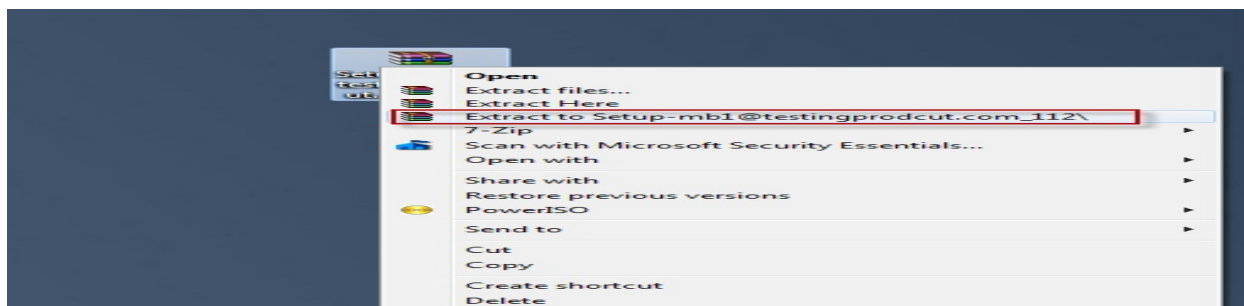
This article applies to MachPanel v6.

Download Outlook 2010\2013

- Download file from MachPanel as shown below:



- Extract the file using option to for extracting in folder with same name as file as shown in below snapshot:



Configure outlook profile

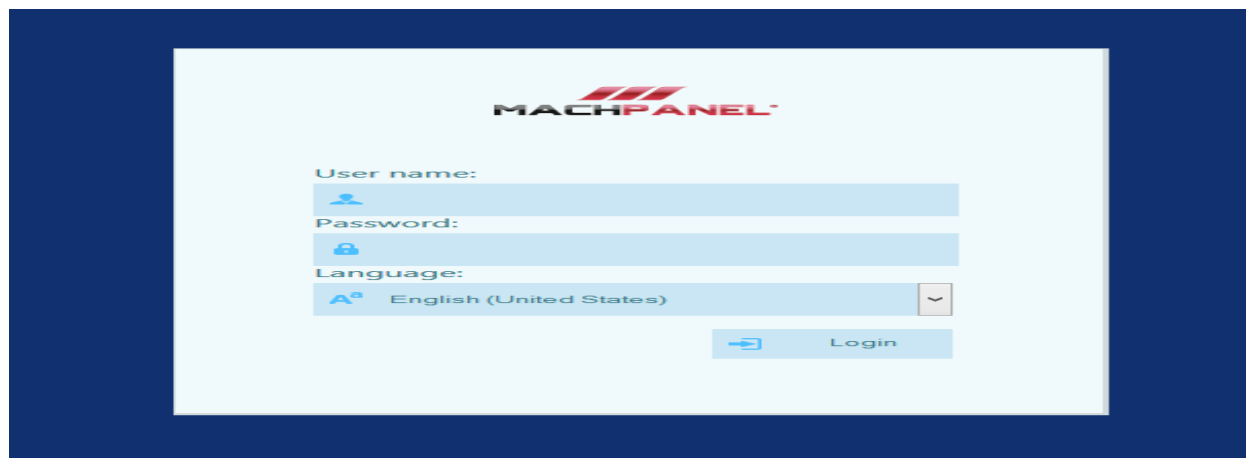
- Copy the folder in C root and then double click 'Initialize Account' file. Click Yes if you get any prompts. After that run your Microsoft Outlook

Intel	9/12/2011 4:24 PM	File folder
MSOCache	8/6/2011 3:12 PM	File folder
PerfLogs	7/14/2009 9:20 AM	File folder
Program Files	6/23/2012 7:48 PM	File folder
Program Files (x86)	6/15/2012 6:09 PM	File folder
ProgramData	7/2/2012 8:04 PM	File folder
Setup	4/8/2012 6:26 PM	File folder
Setup-mb1@testingprodcut.com_112	7/3/2012 7:37 PM	File folder
SmartSound Software	10/24/2011 4:32 PM	File folder
SWSetup	4/7/2012 12:13 AM	File folder
Users	1/16/2012 3:18 AM	File folder
Windows	6/17/2012 11:52 PM	File folder

If you unzip the files directly in C root instead of folder with same name, and double click on "initialize account" it will not configure the outlook profile and give you profile setup windows if you open outlook.

Download Outlook Profile for the AD 4th level user interface:

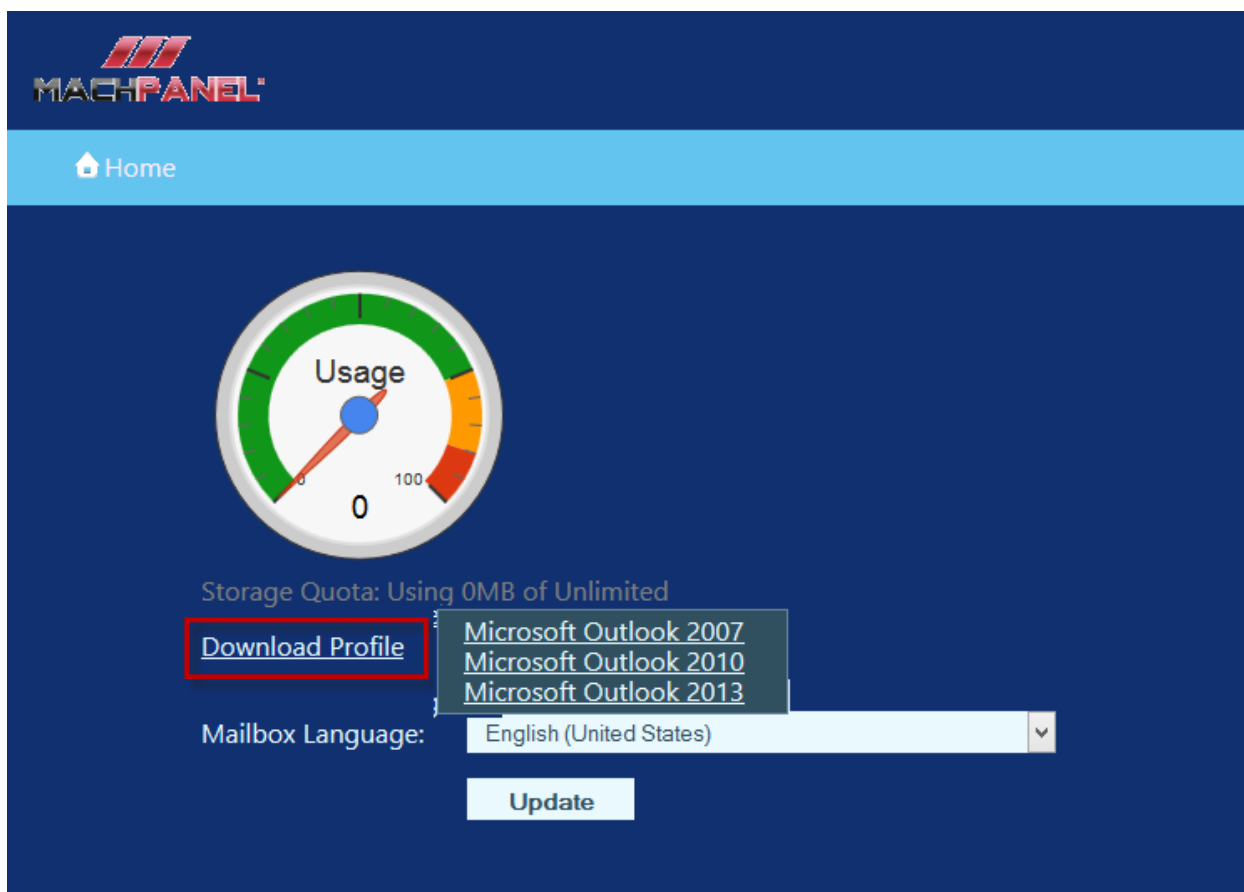
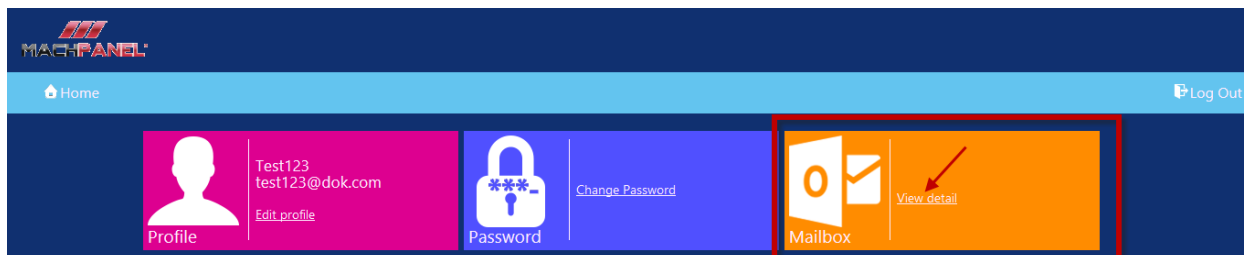
- Login to AD account for e.g. <http://IP address:786/UserConfig/UserSettings.aspx>. See the snapshot below:



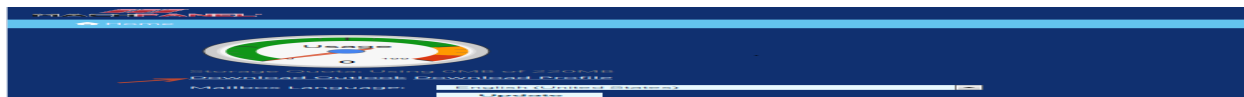
The screenshot shows the MACHPANEL login interface. At the top, the MACHPANEL logo is displayed. Below the logo, there are three input fields: 'User name:' with a user icon, 'Password:' with a lock icon, and 'Language:' with a dropdown menu showing 'English (United States)'. A 'Login' button with a right-pointing arrow is located at the bottom right of the form.

Configure outlook profile

- After logging into the account you can download outlook profile. See the snapshot below:



Important Note: When “**Outlook License Enabled**” is checked from service plan or via Add-on, the mailbox set up with this option will have an option in 4th Level Interface to download outlook. The link to download will not be static if this option is enabled \ checked and download link will work only once for each click. See snapshot below:



Configure outlook profile

MachPanel Knowledgebase

<https://kb.machsol.com/Knowledgebase/50320/Configure-outlook-profile>