

# How to get Paid Support / Buy Support Ticket

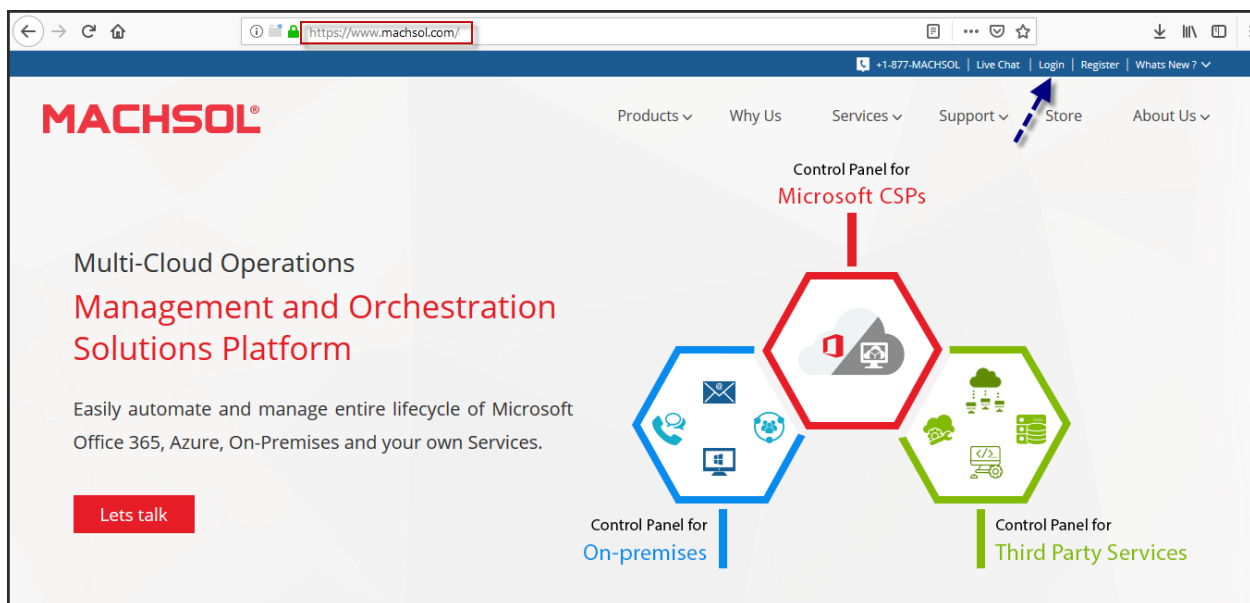
## Summary

This article provide a summary on how to get Paid Support / Buy Support Ticket.

## Procedure to Get Paid Support:

**Case 1:** If you are an existing customer then you can login with your credentials and can buy paid ticket. The procedure to place a request is very simple and entailed below:

- Visit <http://www.machsol.com>
- Click on Login on right top of page



- Enter your details and click on Log in.

### Login

Please provide Login credentials.

User Name:\*

Password:\*

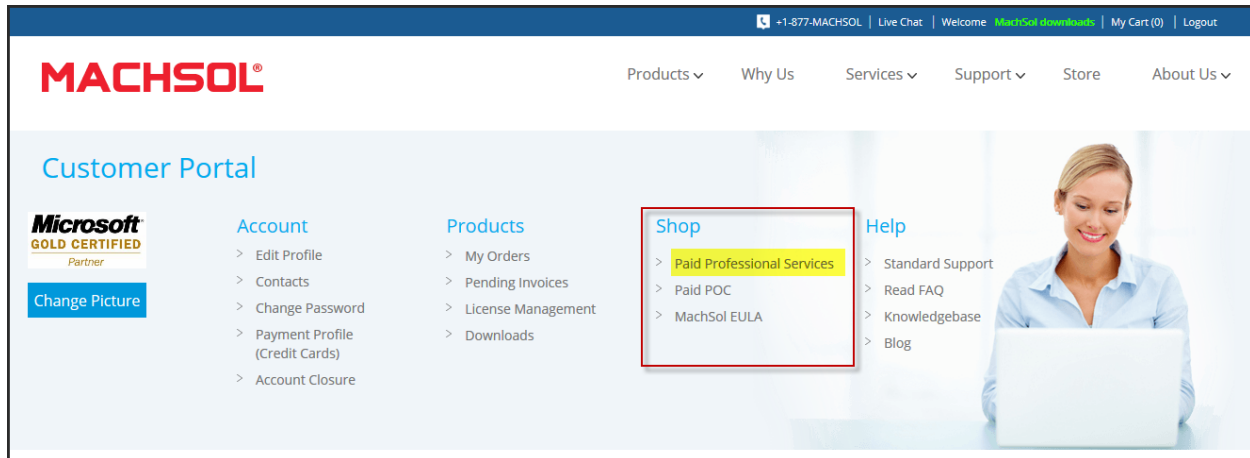
☒ Remember my login id

Don't have an account? [Register Now](#)

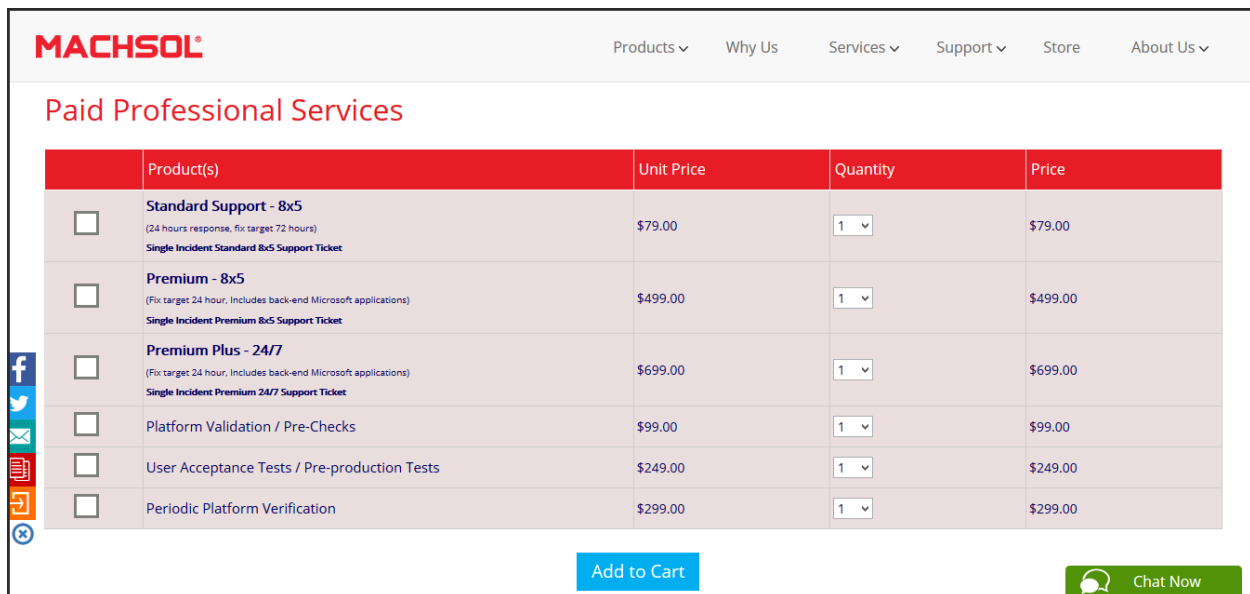
[Forgot your password?](#)

## How to get Paid Support / Buy Support Ticket

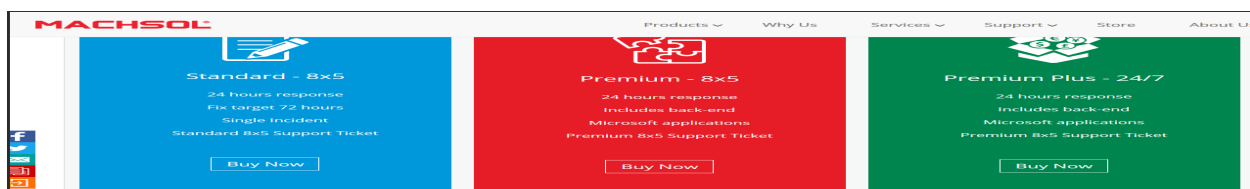
- Click on "Paid Professional Services".



- Select your desired ticket from Products and proceed for payment:



**Case 2:** In case of new customer then go to <https://www.machsol.com/services/professional-support/> and select the ticket you want to buy. When click on **Buy now** it will take you to login page where you need to **sign in** or **register** and then can go through the order process.



## How to get Paid Support / Buy Support Ticket

MachPanel Knowledgebase

<https://kb.machsol.com/Knowledgebase/50282/How-to-get-Paid-Support-Buy-Supp...>