

How to get Paid Support / Buy Support Ticket

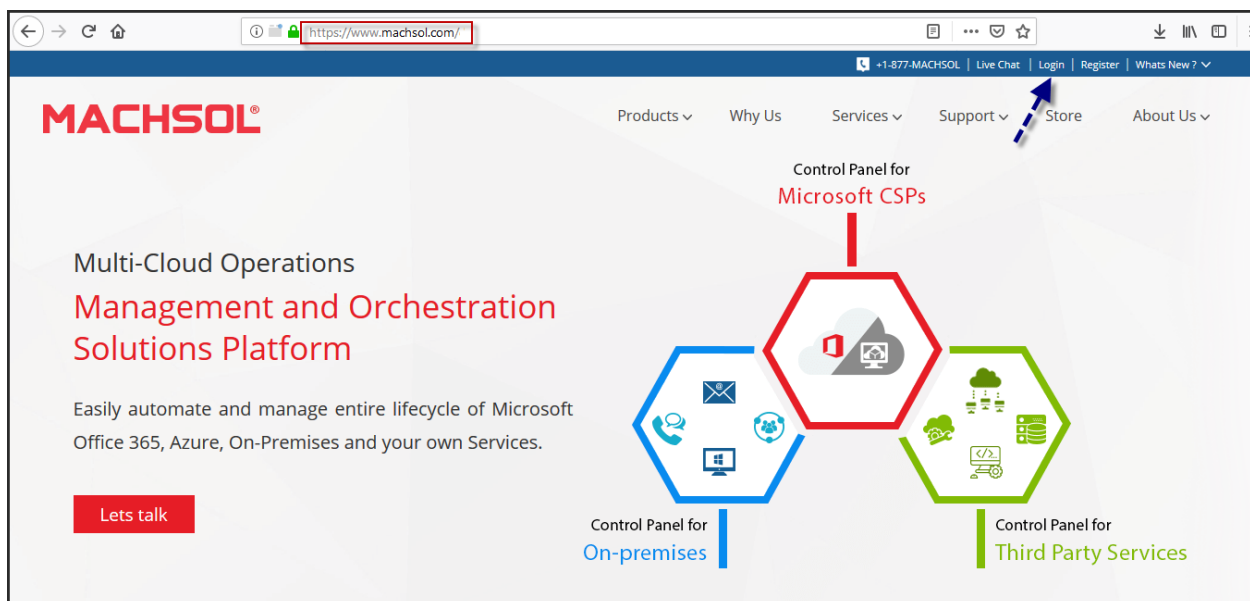
Summary

This article provide a summary on how to get Paid Support / Buy Support Ticket.

Procedure to Get Paid Support:

Case 1: If you are an existing customer then you can login with your credentials and can buy paid ticket. The procedure to place a request is very simple and entailed below:

- Visit <http://www.machsol.com>
- Click on Login on right top of page



- Enter your details and click on Log in.

Login
Please provide Login credentials.

User Name:*
demo@test.com

Password:*
●●●●●●●●

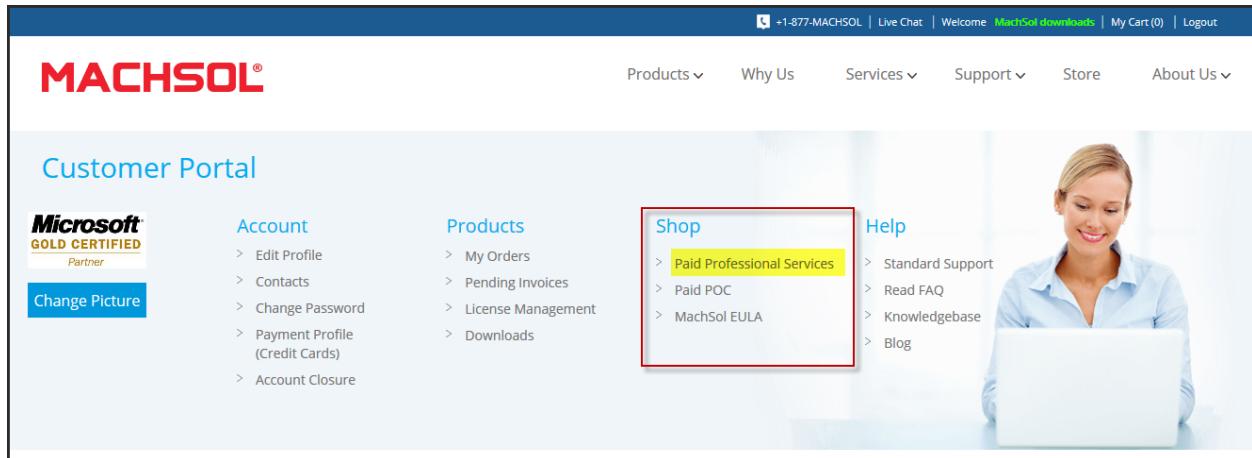
Remember my login id

Don't have an account? [Register Now](#)
[Forgot your password?](#)

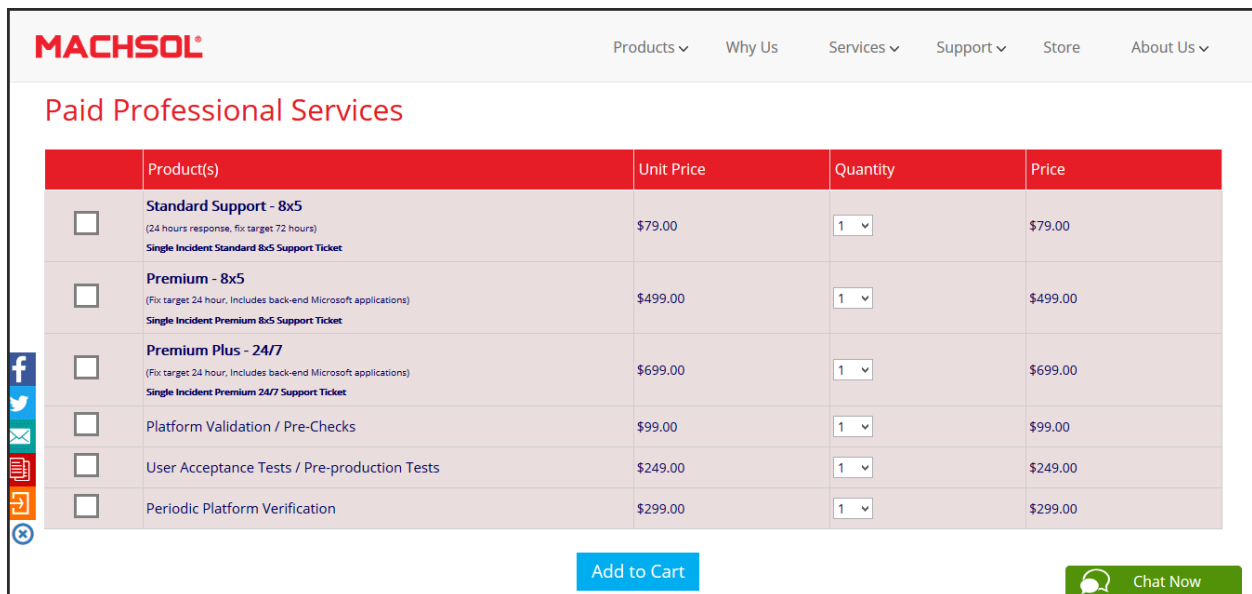
[Login](#)

How to get Paid Support / Buy Support Ticket

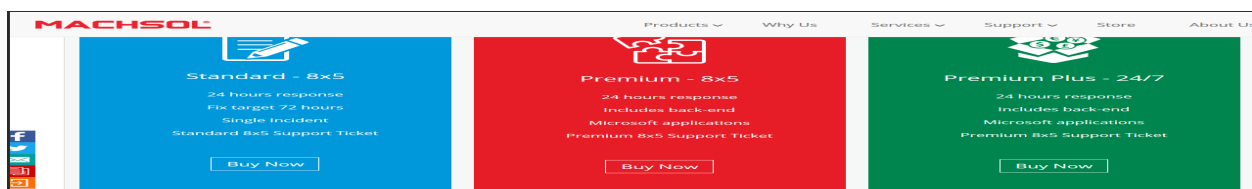
- Click on "Paid Professional Services".



- Select your desired ticket from Products and proceed for payment:



Case 2: In case of new customer then go to <https://www.machsol.com/services/professional-support/> and select the ticket you want to buy. When click on **Buy now** it will take you to login page where you need to **sign in** or **register** and then can go through the order process.



How to get Paid Support / Buy Support Ticket

MachPanel Knowledgebase

<https://kb.machsol.com/Knowledgebase/50282/How-to-get-Paid-Support-Buy-Supp...>